

EN: Instruction manual
 NO: Monteringsveiledning
 SE: Installationsguide

LUZENSE
Unilamp



LED COMPACT 1/2

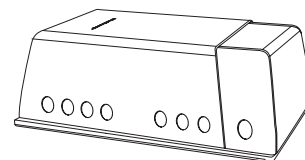
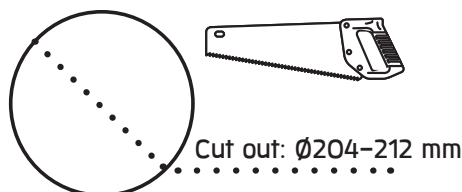
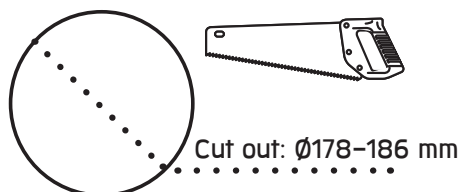
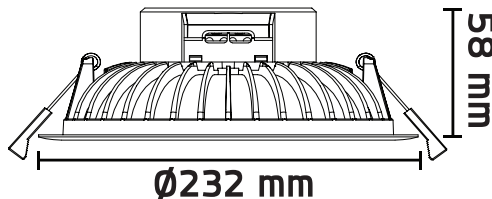
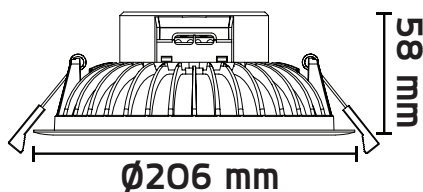
220-240V 50/60 Hz LED 12/24W IP44*

EN: The luminaire are complete with cable/connector
 NO: Armaturet leveres komplett med ledning/plugg.
 SE: Armaturerna levereras komplett med kabel/kontakt

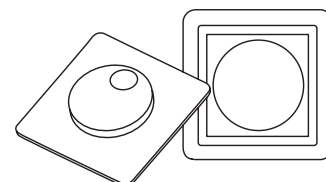
EN: CORRESPONDING PRODUCT.
 NO: TILHØRENDE PRODUKT.
 SE: TILLHÖRANDE PRODUKT.

LED COMPACT 1 - 12W

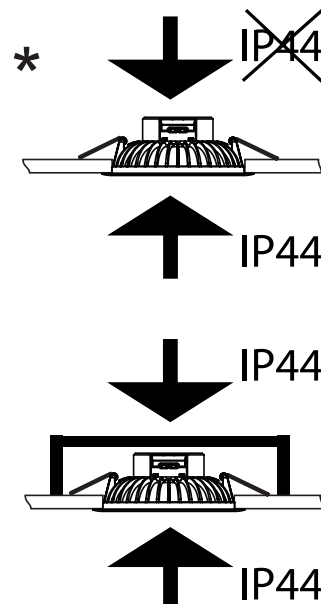
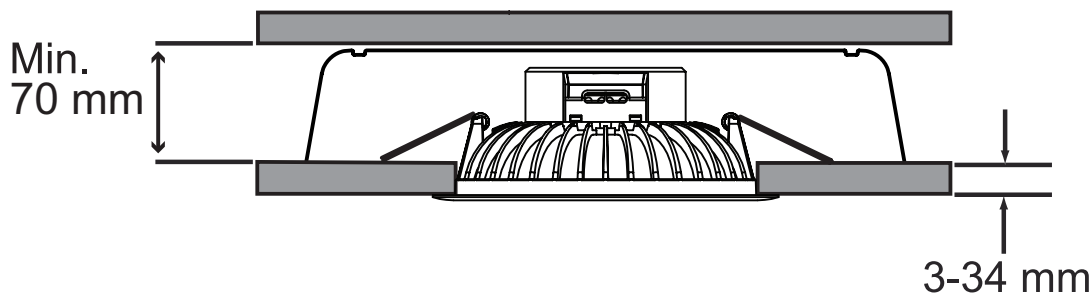
LED COMPACT 2 - 12/24W



ART.: DOWNLIGHT BOX HIGH
 EL. NR: 32 249 20
 BRAND: UNILAMP



ART.: DIMMER KDT-500E
 EL. NR: 14 059 01 (1-POLE)
 EL. NR: 14 059 02 (2-POLE)
 ART.: DIMMER KDT-500IE
 EL. NR: 14 059 03 (1-POLE MULTI)
 BRAND: UNILAMP



EN: Minimum distance to flammable material in the beam direction.
 NO: Minimumsavstand til brennbart materiale i armaturens stråleretning.
 SE: Minsta avstånd mellan brännbart material och lampans ljusrättning.

